










1. My familiarity with the issues surrounding the North Carolina International Terminal is:			Response Percent	Response Count
Well informed			28.5%	154
Somewhat informed			46.0%	249
Minimally informed			25.3%	137
Disinterested			0.2%	1
answered question				541
skipped question				1






2. I am a resident of:			Response Percent	Response Count
North Carolina			62.9%	341
Virginia			8.7%	47
South Carolina			1.7%	9
Other (please specify)			26.8%	145
answered question				542
skipped question				0



3. My current position on the construction of the proposed North Carolina International Terminal is:

	Response Percent	Response Count
In favor 	3.3%	18
Opposed 	78.7%	424
Undecided 	16.0%	86
Ambivalent 	2.0%	11
<i>answered question</i>		539
<i>skipped question</i>		3

4. If you are a resident of North Carolina, where is the nearest city to your home:

	Response Percent	Response Count
Charlotte 	12.9%	44
Raleigh 	43.9%	150
Winston-Salem 	10.8%	37
Wilmington 	30.1%	103
Asheville 	2.3%	8
<i>answered question</i>		342
<i>skipped question</i>		200

5. How much time do you spend on BHI annually?		
	Response Percent	Response Count
Full Time 	12.9%	70
Six months or more 	7.2%	39
Three months or more 	32.5%	176
One week or more 	45.7%	247
None 	1.7%	9
	answered question	541
	skipped question	1

6. My voter registration status on BHI is:		
	Response Percent	Response Count
BHI voter 	17.8%	96
Vote elsewhere 	82.2%	442
	answered question	538
	skipped question	4

7. Additional Comments: (Optional)	
	Response Count
	213
	answered question
	213
	skipped question
	329